

How to enroll your Plus Shoppers card in Community Rewards



community rewards

Where Shopping and Giving Come Together!

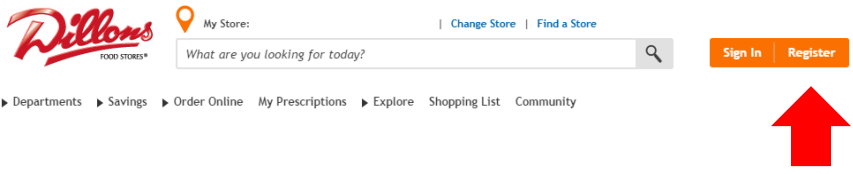
I don't currently have an online account.

Lets get you started with "How to Create an Online Account" below.

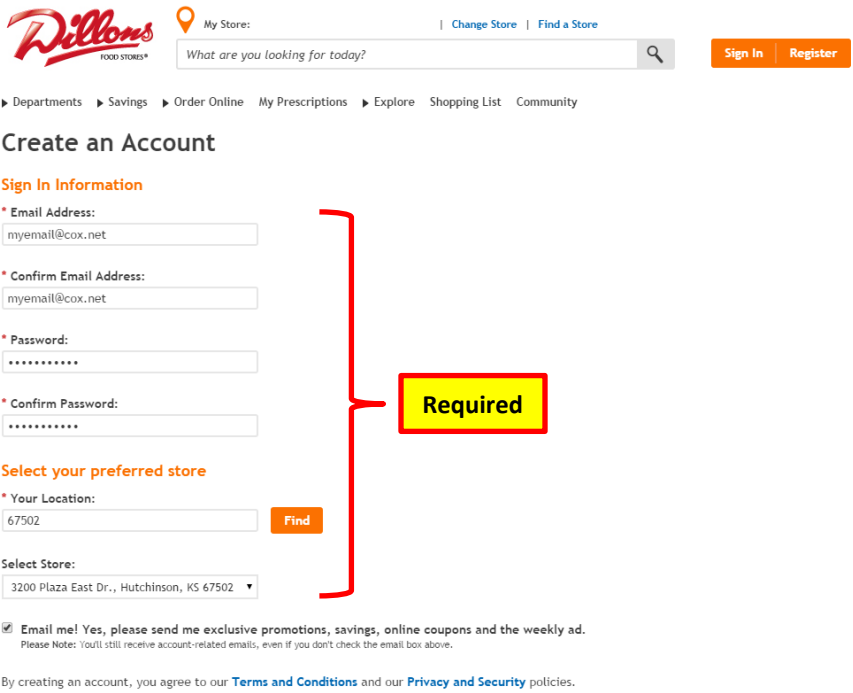
I already have an online account.

You can skip to page 2 "Enrolling Your Plus Card in Community Rewards".

How to Create an Online Account



Step 1:
To get started visit www.dillons.com
To create an account click on **"Register"** in the upper right hand corner of the page.

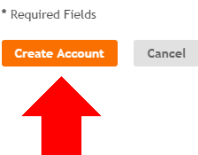


Step 2:
These fields are required:

- Email address
- Password
- Zip code & Preferred store

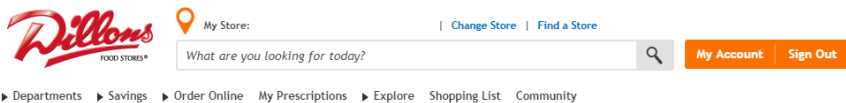
If you wish to receive email from us about exclusive promotions, savings, online coupons and your local weekly circular then you will need to check **"Email me!"** at the bottom of the page.

When complete click on **"Create Account"**



- Password must be 6-12 characters long
- Password must have at least 1 letter and 1 number
- May have special characters

How to Create an Online Account



Departments Savings Order Online My Prescriptions Explore Shopping List Community

Create an Account - Add Plus Shopper's Card

Your account for myemail@cox.net was successfully created. A confirmation email will be sent to your inbox within 24 hours.


Add a Dillons Plus Shopper's Card to Your Account?

Do you already have a Plus Shopper's Card or Alt ID? Register your Plus Shopper's Card to take full advantage of your Dillons.com account. When you add you Plus Shopper's Card to your account, you can access hundreds of digital coupons, track your savings and fuel points, and more! Don't have a card? No problem! [Get a Digital Plus Shopper's Card online today.](#)

* Plus Shopper's Card-OR-Alt ID Number:
415xxxxxxxx

* Last Name:
name

Save Skip this step



If the application was not completed when you received your card you will need to visit a store for assistance in updating your contact information.

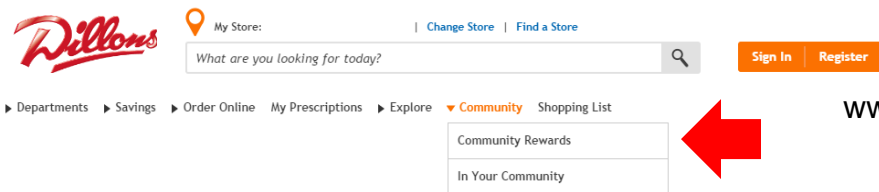
Step 3:

For this step you'll need the Plus Shoppers card or phone number (Alt-ID) you use when you shop with us.

Enter the 12-digit number from the back of your Plus Shoppers card or your 10-digit phone number (Alt-ID) in the field provided.

Enter the last name you used when you filled out the application for your card.

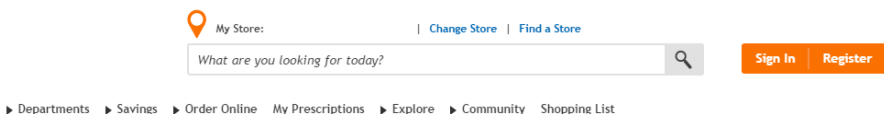
Enrolling Your Plus Card in Community Rewards



Step 1:

In your browser type in www.dillons.com/communityrewards Or

From our homepage click on the "Community" link at the top of the page and then select "Community Rewards".



Departments Savings Order Online My Prescriptions Explore Community Shopping List

Kroger Community Rewards®

Giving More Back to the Community!

Kroger is committed to helping our communities grow and prosper. Year after year, local schools, churches and other nonprofit organizations will earn millions of dollars through Kroger Community Rewards®.

Kroger Community Rewards® makes fund-raising easy...all you have to do is shop at Kroger and swipe your Plus Card!

Sign In or Create an Account to Enroll

Once signed in you can enroll or update your Community Rewards under your Account Settings.

Sign In account

Are you an organization looking to apply?

Apply Now

Step 2:

Sign in using your new or existing online account.

Enrolling Your Plus Card in Community Rewards



My Store:

[Change Store](#)

[Find a Store](#)

What are you looking for today?



[My Account](#)

[Sign Out](#)

[Departments](#) [Savings](#) [Order Online](#) [My Prescriptions](#) [Explore](#) [Community](#) [Shopping List](#)

Kroger Community Rewards®

Giving More Back to the Community!

Kroger is committed to helping our communities grow and prosper. Year after year, local schools, churches and other nonprofit organizations will earn millions of dollars through Kroger Community Rewards®.

Kroger Community Rewards® makes fund-raising easy...all you have to do is shop at Kroger and swipe your Plus Card!

[Enroll Now](#)



Are you an organization looking to apply?

[Apply Now](#)

Step 3:

Click on **“Enroll Now”**

Find your Organization

Enter your organization's number or at least 3 letters of your organization's name and click 'Search'.

Chu

[Search](#)

[View All Organizations](#) **Sacred Heart Cathedral**

Select your Organization

View:

[Previous](#) | [1](#) | [2](#) | [3](#) | [4](#) | [5](#) | [Next](#)

| Organization Name | Address | Number |
|---|------------------------------|--------|
| <input checked="" type="radio"/> Sacred Heart Cathedral | 118 N 9th Street, Salina, KS | 71673 |



Step 4:

Enter Sacred Heart Cathedral's number in the search bar.

71673

Select your Organization and click on **“Enroll”** to save.

Click 'Enroll' to complete your enrollment.

[Enroll](#)



[Previous](#) | [1](#) | [2](#) | [3](#) | [4](#) | [5](#) | [Next](#)

Account Summary

Your enrollment in the Community Rewards Program has been updated. Thank you for participating!

Community Rewards

Organization Name:

Sacred Heart Cathedral

Organization Number:

71673

Enrollment Date:

01/14/2015

[Edit](#)

[Cancel Enrollment](#)

Step 5:

Confirm your enrollment was completed successfully.

You can always change or cancel your enrollment by logging into your online account.